

Toyota Order Picker Trucks

BT Optio range featuring smart connectivity



BT Optio N-series

LOW-LEVEL ORDER PICKERS



Narrow chassis trucks for light-duty order picking.

1.0 TONNES LOAD CAPACITIES

PICKING HEIGHT UP TO 3.0 M

P. 4-7

BT Optio L-series

LOW-LEVEL ORDER PICKERS



Low-level order pickers are ideal for fast-moving goods operations. Quick and easy to drive – with optional platform lift, elevation of load, and semi-automated operation

1.0 – 2.5 TONNES LOAD CAPACITIES

PICKING HEIGHT UP TO 2.6 M

P. 8-11

BT Optio M-series

MEDIUM-LEVEL ORDER PICKERS



Compact truck for working in confined picking areas. Guided or free-ranging operation

1.0 TONNE LOAD CAPACITY

PICKING HEIGHT UP TO 6.3 M

P. 12-15

BT Optio H-series

HIGH-LEVEL ORDER PICKERS



Designed for higher level picking in very narrow aisles, wire or rail-guided operation, as well as free-ranging outside aisles

1.0 - 1.2 TONNES LOAD CAPACITY

PICKING HEIGHT UP TO 12 M

P. 16-19



TOYOTA BT OPTIO N-SERIES

BT Optio N-series are lightweight and very compact, suitable for use in a great range of environments. They feature a very low step-in and easy trailer connection. The TSE100W model is designed to dock with a variety of trailers, creating a stable integrated unit ideal for order picking and working in confined areas.

SPECIFICATIONS

Load capacity: 1.0 t

Maximum picking height: 3.0 m

Maximum travel speed: 12 km/h

Maximum battery capacity: 105 Ah

Option available: | **Site**





Fast and easy battery change



Spinner wheel' steering and PIN-code access

● standard ° option

Truck features

Automatic parking brake	●			
Choice of chassis widths			●	
Choice of connections and hooks			●	
Choice of load carriers			°	
Electronic braking system	●			
Electronic speed control	●			
Integrated front bumper	●			

Controls and instruments

180°+ steering	●			
Access Control (PIN codes)	●			
Automatic deceleration	●			
Emergency cut-off	●			
Hour meter	●			
Information display	●			
On-board data terminal mount	°			

Safety
Durability
Productivity
Driveability
BT Optio TSE-100W

Operator Features

Driver detection system	●			
Driver adapted programmable performance	●			
Low step-in	●			
Storage compartments	●			
Vibration-damped platform	●			
Writing table	°			

Maintenance features

Easy access for maintenance	●			
Fault diagnosis facility	●			

Battery management features

Battery change facility	°			
Battery discharge prevention system	●			
Battery status indicator	●			

Safety
Durability
Productivity
Driveability
BT Optio TSE-100W

Integrated load carriers

Integrated load carriers dock directly into the truck, creating a very small and manoeuvrable unit, which can accommodate additional facilities such as steps for higher-level picking. Forward and reverse movements are safe and easy, as is the docking process.

Bespoke load carriers

Toyota offers a wide choice of standard load carrier configurations, but is also able to work with customer developed solutions – or special load carriers can be designed and built to match specific requirements. Special variants include a care equipped truck designed for mobility support in hospitals that helps staff to move patients easily.

Quick battery change

The BT Optio N-series' battery can be changed in under a minute thanks to the convenient battery drawer.



LED front light



Easy carrier docking



TOYOTA BT OPTIO L-SERIES

The BT Optio L-series trucks ensure productivity by being powerful, efficient, adaptable, and easy-to-use. A wide range of model configurations means exactly the right specification can be chosen to suit the demands of your operation, picking at first and second levels, and increasing the effectiveness of the man-machine unit and overall efficiency.

SPECIFICATIONS

Load capacity: 1.0, 1.2, 1.8, 2.0, 2.5 t @ 600 mm load centre

Maximum picking height: 2.8 m

Maximum travel speed: 12 km/h

Maximum battery capacity: 620 Ah

Smart truck equipped with telematics hardware: 

Options available:     





Low step-in height makes repeatedly getting in and out easier



Optional powered E-bar allows easy mounting of ancillary equipment



Shrinkwrap and tools can be stored within easy reach



Several models feature platform lift for picking at the second level

● standard ° option

Truck features

	Safety	Durability	Productivity	Driveability	BT Optio OSE250	BT Optio OSE250P	BT Optio OSE100	BT Optio OSE100W	BT Optio OSE120	BT Optio OSE120P	BT Optio OSE120CB	BT Optio OSE200X	BT Optio OSE180XP
Adjustable fork width			●			●				●			
Automatic height adjustment	●								°	°		°	°
Automatic parking brake	●				●	●	●	●	●	●	●	●	●
Bogie fork wheels			●		●	●	●	●	●	●	●	●	●
BT Powerdrive		●			●	●	●	●	●	●	●	●	●
Choice of cab widths						●	●						
Clear-view mast	●									●			
Clear-view overhead guard	●						°	°		°			
Climber wheels				°	°								
Electronic braking system	●	●			●	●	●	●	●	●	●	●	●
Electronic regenerative brakes (motor)					●	●	●	●	●	●	●	●	●
Electronic speed control					●	●	●	●	●	●	●	●	●
Elevating platform	●				●	●	●		●			●	
High performance models					●	●	●	●	●	●	●	●	●
High-capacity battery models					°	°	°	°	°	°	°	°	°
Load support	●				°	°		°	°	°	°	°	°
Protective bumpers					°	°		°	°	°	°	°	°
Warning Beacon	●					°	°	°					

Controls and instruments

200° + steering			●	●	●	●	●	●	●	●	●	●	●
Access Control (PIN codes)	●			●	●	●	●	●	●	●	●	●	●
Access Control (Smart Access)				°	°	°	°	°	°	°	°	°	°
Adjustable E-man control console			°	°			°	°	°	°	°	°	°
Automatic deceleration	●			●	●	●	●	●	●	●	●	●	●
Emergency cut-off	●			●	●	●	●	●	●	●	●	●	●
Exterior lift/lower buttons										°			
Exterior lift/lower/forward buttons			●	●			°	°	°		°	°	
Hour meter				●	●	●	●	●	●	●	●	●	●
Power/Electronic steering	●			●	●	●	●	●	●	●	●	●	●

Operator Features

	Safety	Durability	Productivity	Driveability	BT Optio OSE250	BT Optio OSE250P	BT Optio OSE100	BT Optio OSE100W	BT Optio OSE120	BT Optio OSE120P	BT Optio OSE120CB	BT Optio OSE200X	BT Optio OSE180XP
Driver detection system	●				●	●	●	●	●	●	●	●	●
Driver-adapted programmable performance	●				●	●	●	●	●	●	●	●	●
E-bar				°	°	°	°	°	°	°	°	°	°
Elevating picking shelf				°					°			°	
Folding seat				°	°				°	°	°	°	°
Low step-in	●			●	●	●	●	●	●	●	●	●	●
Shrinkwrap holder				°	°	°	°	°	°	°	°	°	°
Step-up kit				°				°			°		
Storage compartments	●			●	●	●	●	●	●	●	●	●	●
Writing table				°	°	°	°	°	°	°	°	°	°

Maintenance features

Easy access for maintenance		●		●	●	●	●	●	●	●	●	●	●
Fault diagnosis facility				●	●	●	●	●	●	●	●	●	●
Historic fault log				●	●	●	●	●	●	●	●	●	●
Lubrication points		●		●									

Battery management features

Battery change facility		●		°	°	°	°	°	°	°	°	°	°
Battery discharge prevention system		●		●	●	●	●	●	●	●	●	●	●
Battery status indicator		●		●	●	●	●	●	●	●	●	●	●
Heavy-duty battery compartments		°		°	°	°	°	°	°	°	°	°	°
Lithium-ion batteries		°		°	°	°	°	°	°	°	°	°	°
Sideways battery change		°		°	°	°	°	°	°	°	°	°	°

Special applications

Coldstore version		°		°	°	°	°	°	°	°	°	°	°
EEx version (ATEX)	●			°	°	°	°	°	°	°	°	°	°
Semi-automatic operation, t-mote	●		°	°			°	°	°	°	°	°	°

Optimised Truck Performance

All BT Optio L-series trucks are equipped with Optimised Truck Performance, or OTP, which lowers the truck's speed automatically during cornering to increase safety.

E-man

The E-man steering system allows the operator to move the steering column to either side of the centre position, enabling the operator to move the truck forward/backward while walking alongside the truck. A steering safety feature protects the operator when he/she operates the truck outside the normal operating position. Raising the platform simultaneously raises the controls, making it possible to operate the truck from the elevated platform, allowing greater productivity.

Semi-automated operation

Optional semi-automated operation allows the operator to advance the truck using a simple remote control unit. Sensors ensure safety when driving automatically, including the ability to navigate around obstructions, and change side in aisles, as the truck follows the contour of the racking system. This allows the operator to concentrate on picking goods, rather than driving the truck, substantially increasing productivity.

Cushioned platform

For improved operator comfort an extra vibrationdamped platform can be specified to add extra protection from vibrations due to uneven surfaces.

TPS-based reliability

Like all Toyota trucks, BT Optio trucks are built according to the Toyota Production System, assuring the highest levels of quality, durability and reliability.

Smart Trucks

Like most Toyota warehouse trucks this range/series has integrated telematics, which means that it is always online, for efficient communication and access to diagnostic data. This enables you to take full control of your operations, managing utilisation, battery maintenance and impacts via the Toyota I_Site app.



TOYOTA BT OPTIO M-SERIES

The BT Optio M-series offers picking up to 6.3 metres and is suited to a wide variety of distribution applications including food, household appliances, parts, and pharmaceuticals. Two chassis widths are available: 810 mm (OME100N & OME100NW) or 970 mm (OME100, OME100W, OME100M, OME100MW), and two mast types: simplex & duplex, depending on lift height.


SPECIFICATIONS



Load capacity: 1.0 t @ 600 mm load centre

Maximum picking height: 6.3 m

Maximum travel speed: 12 km/h

Maximum battery capacity: 620 Ah

Smart truck equipped with telematics hardware: 

Options available:   



Safety provided by overhead guard



Walk-through versions for bulky loads



Overhead guard with integral LED working lights



Narrow chassis on N models

● standard ° option

Truck features

	Safety	Durability	Productivity	Driveability	BT Optio OME100N	BT Optio OME100NW	BT Optio OME100	BT Optio OME100W	BT Optio OME100M	BT Optio OME100MW
Adjustable fork width					●	●	●			
Automatic parking brake	■			■	●	●	●	●	●	●
BT Powerdrive		■		■	●					
Choice of cab widths					●	●	●	●	●	●
BT Optipace System	■			■		●	●	●	●	●
Clear-view mast					●	●		●	●	
Clear-view overhead guard	■				°	°		●	●	
Electronic braking system	■	■			●	●	●	●	●	●
Electronic regenerative brakes (motor)					●	●				
Electronic speed control					●					
Elevating platform	■			■	●	●	●	●	●	●
High-capacity battery models					°	°	°	●	●	●
High performance models					●	●	●	●	●	●
Load support	■					●	●	●		●
Warning Beacon							●	●	●	●
Wire/rail guidance							●	●	●	●
Working lights	■							°	°	

Controls and instruments

180° + steering			■	■	●	●	●	●		
200° + steering			■	■	●	●				
Access Control (PIN codes)	■				●					
Adjustable BT Control console			■	■	●	●	●	●	●	●
Automatic deceleration	■				●	●	●	●	●	●
Driver-adapted programmable performance	■				●	●	●	●	●	●
E-bar			■	■	°	°		°	°	
Electronic height indicator			■	■		●	●	●	●	●
Emergency cut-off	■				●	●	●	●	●	●
Exterior lift/lower/forward buttons			■	■	°	°				
Hour meter					●	●	●	●	●	●
Power/Electronic steering	■		■	■	●	●	●	●	●	●
Programmable gate security							●	●	●	●
Steering direction indicator	■		■	■			●	●	●	●
Switchable BT Control console	■		■	■	●		●			

Operator Features

Adjustable backrest	■		■	■		●	●	●	●	●
Driver detection system	■					●	●	●	●	●
Folding sideguards			■	■	°		°	°	°	°
Low step-in	■			■				●	●	●
On-board data terminal mount			■	■		°	°		°	°
Shrinkwrap holder						°	°			
Storage compartments			■	■	●	●	●	●	●	●
Writing table			■	■		°	°	●	●	

Maintenance features

Easy access for maintenance		■	■		●	●	●	●	●	●
Fault diagnosis facility			■		●	●	●	●	●	●
Historic fault log		■			●	●	●	●	●	●

Battery management features

Battery change facility			■		°	°	°	°	°	°
Battery discharge prevention system		■	■		●	●	●	●	●	●
Battery status indicator		■	■		●	●	●	●	●	●
Heavy-duty battery compartments					°	°	●	●	●	●
Sideways battery change			■		°	°	●	●	●	●

Special applications

Coldstore version		■			°	°	°	°	°	°
EEx version (ATEX)	■				°	°	°	°	°	°

BT Optipace

BT Optio M-series trucks can be used 'free-ranging' or guided*. In guided applications the BT Optipace system ensures that maximum possible drive speed can be obtained at all heights without compromising safety.

* Models OME100N and OME100NW only free ranging

Choice of control positions

BT Optio M-series models with initial lift have controls that can be set to face in either the fork direction or mast direction, depending on the needs of the job.

TPS-based reliability

Like all Toyota trucks, BT Optio order picking trucks are built according to the Toyota Production System, assuring the highest levels of quality, durability and reliability.

Smart Trucks

Like most Toyota warehouse trucks this range/series has integrated telematics, which means that it is always online, for efficient communication and access to diagnostic data. This enables you to take full control of your operations, managing utilisation, battery maintenance and impacts via the Toyota I_Site app.



TOYOTA BT OPTIO H-SERIES

The BT Optio H-series sets a new standard in high-level order picking. It offers one of the highest picking level in its class, despite its compact design, and allows maximum operational flexibility.

SPECIFICATIONS



Load capacity: 1.0, 1.2 t @ 600 mm load centre

Maximum picking height: 12 m

Maximum travel speed: 12 km/h

Maximum battery capacity: 620 Ah


Smart truck equipped with telematics hardware: 

Options available:   






Spacious cabin



Ergonomic split controls are comfortable and allow optimum access to the forks for picking.



BT Access Control prevents unauthorised use and preset each driver's personal parameters upon start-up



Overhead guard with integrated LED cabin lights.

● standard ° option

Truck features

	Safety	Durability	Productivity	Driveability	BT Optio OME100H	BT Optio OME120HW
Adjustable fork width					●	
Automatic parking brake					●	●
BT Optipace System					●	●
Choice of cab widths					●	●
Choice of chassis widths					●	●
Clear-view mast					●	●
Clear-view overhead guard					●	●
Electronic braking system					●	●
Electric regeneration of energy when braking & lowering					●	●
Elevating platform					●	●
High performance models					●	●
High-capacity battery models					●	●
Load support					●	●
Warning beacon					●	●
Wire/rail guidance					●	●
Working lights					○	○

Controls and instruments

180°+ steering					●	●
Access Control (PIN codes)					●	●
Automatic deceleration					●	●
Driver detection system					●	●
Driver-adapted programmable performance					●	●
E-bar					○	○
Electronic height indicator					●	●
Emergency cut-off					●	●
Height adjustable control consoles					●	●
Hour meter					●	●
Power/Electronic steering					●	●
Programmable gate security					●	●
On-board data terminal mount					○	○
Steering direction indicator					●	●
Dual set of controls					○	

Operator Features

Adjustable backrest					●	
Adjustable seat					○	
Folding seat					○	
Folding sideguards					●	●
Low step-in					●	●
Storage compartments					●	●
Writing table					○	

Maintenance features

Easy access for maintenance					●	●
Fault diagnosis facility					●	●
Historic fault log					●	●

Battery management features

Battery change facility					○	○
Battery discharge prevention system					●	●
Battery status indicator					●	●
Lithium-ion batteries					○	○
Heavy-duty battery compartment					●	●
Sideways battery change					●	●

Special applications

Coldstore version					○	○
EEx version (ATEX)					○	○

BT Optipace

BT Optio H-series trucks can be used 'free-ranging' or guided*. In guided applications the BT Optipace system ensures the maximum possible drive speed can be obtained at all heights without compromising safety.

Choice of control positions

BT Optio H-series models with initial lift have controls that can be set to face in either the fork direction or mast direction, depending on the needs of the job.

TPS-based reliability

Like all Toyota trucks, BT Optio order picking trucks are built according to the Toyota Production System, assuring the highest levels of quality, durability and reliability.

* Two types of guidance: by wire or by rail.

Smart Trucks

Like most Toyota warehouse trucks this range/series has integrated telematics, which means that it is always online, for efficient communication and access to diagnostic data. This enables you to take full control of your operations, managing utilisation, battery maintenance and impacts via the Toyota I_Site app.

Toyota Material Handling in Europe



New & used trucks



Service Support



Short-term Hire

02890812864

www.carryduff.co.uk

