

Toyota Powered Pallet Trucks

BT Levio range featuring smart connectivity



BT Levio W-series Li-ion

Pedestrian-operated trucks



Modular light and compact Li-ion design for easy manoeuvring in confined areas or on-board lorries.

1.6 tonnes load capacity
Travel speed up to 6 km/h
P.4-7

BT Levio W-series

Pedestrian-operated trucks



Lightweight and compact design for easy use in congested areas or on-board vehicles

1.3 – 2.5 tonnes load capacities
Travel speed up to 6 km/h
P.8-15

BT Levio P-series

Trucks with driver platform



Compact and manoeuvrable trucks with choice of platforms for high speed travel
LPE200B also available for simpler application

2.0 – 2.5 tonnes load capacities
Travel speed up to 12.5 km/h
P.16-19

BT Levio S-series

Stand-in trucks



Fully enclosed cab and transverse driving position to work in congested areas

2.0 tonnes load capacities

Travel speed up to 10.5 km/h

P.20-21

BT Levio R-series

Rider-seated trucks



High speed trucks for transportation of multiple loads over long distances

2.0 - 3.0 tonnes load capacity

Travel speed up to 19.9 km/h

P.22-23



TOYOTA BT LEVIO

W-SERIES LI-ION


BT Levio LWI160 is the new modular approach from Toyota built around lithium-ion batteries. The entire design of the powered pallet truck has been optimised for an optimal fit of all components. The li-ion battery fits within the body of the machine and not within a standard battery tank. This results in a very compact machine, incredibly light and energy-efficient, optimised in terms of ergonomics, visibility and performance. Whether it's in confined areas, back of stores or on-board lorries, the LWI160 is easy and safe to operate.


SPECIFICATIONS

Load capacity: 1.6 t @ 600 mm load centre

Maximum travel speed: 6 km/h

Three battery capacity: 24v/50, 105 and 150 Ah

Smart truck equipped with telematics hardware: 

Option available:  **Site**





One compact machine offering easy manoeuvring in confined areas.



Easy and fast charging with the built-in charger for more energy efficiency (external charger also available).



5V USB outlet for simple charging of smart phone, tablet or other external equipment.



Unique Li-ion solution rethinking design standards and optimising component position.

● standard ° option

	Safety	Durability	Productivity	Driveability	BT Levio LWI160
Truck features					
Automatic parking brake	●				●
Bogie fork wheels			●	●	°
BT Powerdrive		●			●
BT Castorlink	●	●			●
Climber wheels			●	●	°
All battery capacities in one small chassis			●		°
Electronic braking system	●	●			●
Electronic regenerative brakes (motor)			●		●
Electronic speed control			●		●
Load support			●		°
Controls and instruments					
180°+ steering	●	●	●	●	●
Access Control (PIN codes)	●		●	●	●
Automatic deceleration	●		●	●	●
Click-2-Creep	●		●	●	●
Drive motor temperature warning	●	●			●
E-bar		●	●	●	°
Electronic controller temperature warning	●	●			●
Electronic fingertip controls	●		●	●	●
Emergency collision button	●				●
Emergency cut-off	●				●
Hour meter					●
On-board data terminal mount			●	●	°
Parking brake	●				●
Smart Access (electronic card/fob)					°
Temporary speed reduction ('turtle' button)		●	●	●	°
Tiller arm steering	●				●
Speed reduction when cornering	●		●	●	°
Reduced speed with lowered forks		●			●

● standard ° option

	Safety	Durability	Productivity	Driveability	BT Levio LWI160
Operator features					
Driver-adapted programmable performance	●				°
Shrinkwrap holder			●		°
Storage compartments			●		°
Writing table			●		°
5V USB outlet			●	●	●
Maintenance features					
Easy access for maintenance		●	●		●
Fault diagnosis facility		●			●
Historic fault log		●			●
Lifting lug for horizontal lift	●				●
Battery management features					
Battery status indicator		●	●		●
Battery discharge prevention system		●			●
Built-in charger		●	●	●	°
Lithium-ion batteries			●		●
Wide range of external chargers			●	●	°
On-board lorry charging			●	●	°
Special applications					
Coldstore version		●			°

Toyota unique modular approach

The BT Levio LWI160 is the first powered pallet truck from Toyota that is solely designed around a modular Lithium-Ion battery concept. The battery fits within the body of the machine, eliminating the need to lift it. The entire design of the vehicle has been optimised, making the truck incredibly light (274 kg), very compact (419x726 mm) and energy-efficient thanks to the benefits of li-ion batteries.

Optimised corner control

Automatic speed reduction when cornering depending on steering arm angle, helping to reduce risk related to load instability or foot injuries.

Flexible energy solution

The LWI160 solution covers all energy needs within one compact chassis. Three available battery capacities: 50, 105 or 150 Ah Li-Ion. Charging is easy and fast with a choice of external charging, built-in charging and on-board lorry charging.

TPS-based reliability

Like all Toyota trucks, BT Levio trucks are built according to the Toyota Production System, assuring the highest levels of quality, durability and reliability.

Smart Trucks

Like most Toyota warehouse trucks this range/series has integrated telematics, which means that it is always online, for efficient communication and access to diagnostic data. This enables you to take full control of your operations, managing utilisation, battery maintenance and impacts via the Toyota I_Site app.



TOYOTA BT LEVIO W-SERIES

The BT Levio LWE130 is a robust but extremely lightweight truck that can carry load so with ease over short to medium distances. Weighing just 255 kg, including battery, the LWE130 is exceptionally compact, allowing easy use in a wide variety of applications.


This truck is also ideal in confined spaces such as retail sales area, shops or supermarkets but as well for on-board delivery vehicles. The LWE130's low-maintenance and revolutionary AC motor offers great energy efficiency, as well as durability and strength.

SPECIFICATIONS

Load capacity: 1.3 t @ 600 mm load centre


Maximum travel speed: 5.5 km/h

Maximum battery capacity: 63 Ah

Smart truck equipped with telematics hardware: 

Option available:  **Site**





The unique Castorlink system protects castor wheels on uneven surfaces



The control panel includes a pull-out power lead for the built-in battery charger



Easy access for efficient servicing



Steering arm rotation

● standard ° option

Truck features

	Safety	Durability	Productivity	Driveability	BT Levio LWE130
Automatic parking brake	●				●
Bogie fork wheels			●		°
Climber wheels				●	●
BT Castorlink	●	●		●	●
Shock sensor	●	●			°
Load support	●		●		°
AC drive motors		●		●	●

Controls and instruments

	Safety	Durability	Productivity	Driveability	BT Levio LWE130
208° steering			●	●	●
Access Control (PIN codes)	●				●
Click-2-creep			●		●
Electronic braking system	●	●		●	●
Electronic speed control	●		●		●
Electronic fingertip controls	●		●		●
Hour meter					●
Tiller arm steering				●	●
Emergency collision button	●				●
Emergency cut-off	●				●
Parking brake	●			●	●
Temporary speed reduction (turtle button)			●		°

● standard ° option

Operator features

	Safety	Durability	Productivity	Driveability	BT Levio LWE130
Storage compartments			●		●
Driver-adapted programmable performance	●		●		●
Extra foot protection	●				°

Maintenance features

	Safety	Durability	Productivity	Driveability	BT Levio LWE130
Easy access for maintenance	●	●			●
Fault diagnosis facility	●	●			●
Historic fault log	●				●

Battery management features

	Safety	Durability	Productivity	Driveability	BT Levio LWE130
Battery status indicator		●	●		●
Built-in charger			●		●
In-vehicle charging			●		°

Safe and user-friendly operation

For optimal driver comfort, the entire range is now user-friendly and intuitive thanks to their quieter operation and programmable driver parameters.

To ensure safe and efficient material handling, the LWE130 is designed to be compatible with the fleet management tool I_Site that monitors for example driver authorisation (PIN code), machine utilization and detects possible impacts of your truck in real time.

Unique Castorlink system

Stability is assured with a five-wheel chassis design with linked side castors, protecting the wheels and load an ensuring stability on uneven surfaces..

Easy battery charging

The BT Levio LWE130 features a built-in charger for fast and easy charging- just plug it into a power socket. There is also the option of an in-vehicle charging system for opportunity charging when travelling on delivery vehicles. In-vehicle charging features intelligent control to only operate when the main vehicle engine is running.

TPS-based reliability

Like all Toyota trucks, BT Levio trucks are built according to the Toyota Production System, assuring the highest levels of quality, durability and reliability.

Smart Trucks

Like most Toyota warehouse trucks this range/series has integrated telematics, which means that it is always online, for efficient communication and access to diagnostic data. This enables you to take full control of your operations, managing utilisation, battery maintenance and impacts via the Toyota I_Site app.



TOYOTA BT LEVIO

W-SERIES


BT Levio W-series are compact trucks with a full range of capacities. All models, from 1400 kg to 2500 kg, share the same compact design - easy to use, with impressive handling capacity, which means they are suited to all types of application.

SPECIFICATIONS

Load capacity: 1.4, 1.6, 1.8, 2.0, 2.5 t @ 600 mm load centre

Maximum travel speed: 6 km/h

Maximum battery capacity: 300 Ah

Smart truck equipped with telematics hardware: 

Options available: | **Site**






A clear and safe view of the forks



Easy access for efficient servicing



Fingertip control for drive, lift and lower with unique click-2-creep feature



Robustness of the battery lid cover

● standard ○ option

Truck features

	Safety	Durability	Productivity	Driveability	BT Levio LWE140	BT Levio LWE160	BT Levio LWE180	BT Levio LWE200	BT Levio LWE250
Automatic parking brake	●				●	●	●	●	●
Bogie fork wheels			●	○	○	○	○	○	○
BT Powerdrive		●	●	●	●	●	●	●	●
BT Castorlink	●	●	●	●	●	●	●	●	●
Climber wheels			○	○	○	○	○	○	○
High-capacity battery models					○	○	○	○	○
Electronic braking system	●	●	●	●	●	●	●	●	●
Electronic regenerative brakes (motor)	●	●	●	●	●	●	●	●	●
Electronic speed control	●	●	●	●	●	●	●	●	●
Load support	○	○	○	○	○	○	○	○	○

Controls and instruments

180°+ steering	●	●	●	●	●	●	●	●	●
Access Control (PIN codes)	●	●	●	●	●	●	●	●	●
Automatic deceleration	●	●	●	●	●	●	●	●	●
Click-2-Creep	●	●	●	●	●	●	●	●	●
Drive motor temperature warning	●	●	●	●	●	●	●	●	●
E-bar	○	○	○	○	○	○	○	○	○
Electronic controller temperature warning	●	●	●	●	●	●	●	●	●
Electronic fingertip controls	●	●	●	●	●	●	●	●	●
Emergency collision button	●	●	●	●	●	●	●	●	●
Emergency cut-off	●	●	●	●	●	●	●	●	●
Hour meter	●	●	●	●	●	●	●	●	●
On-board data terminal mount	○	○	○	○	○	○	○	○	○
Parking brake	●	●	●	●	●	●	●	●	●
Smart Access (electronic card/fob)	○	○	○	○	○	○	○	○	○
Temporary speed reduction ('turtle' button)	○	○	○	○	○	○	○	○	○
Tiller arm steering	●	●	●	●	●	●	●	●	●
Speed reduction when cornering	○	○	○	○	○	○	○	○	○
Reduced speed with lowered forks	○	○	○	○	○	○	○	○	○

● standard ○ option

Operator features

Driver-adapted programmable performance	●	●	●	●	●	●	●	●	●
Flip-down driver platform	○	○	○	○	○	○	○	○	○
Shrinkwrap holder	○	○	○	○	○	○	○	○	○
Storage compartments	●	●	●	●	●	●	●	●	●
Writing table	○	○	○	○	○	○	○	○	○

Maintenance features

Easy access for maintenance	●	●	●	●	●	●	●	●	●
Fault diagnosis facility	●	●	●	●	●	●	●	●	●
Historic fault log	●	●	●	●	●	●	●	●	●

Battery management features

Battery status indicator	●	●	●	●	●	●	●	●	●
Battery discharge prevention system	●	●	●	●	●	●	●	●	●
Built-in charger	○	○	○	○	○	○	○	○	○
Lithium-ion batteries	○	○	○	○	○	○	○	○	○
Sideways battery change	○	○	○	○	○	○	○	○	○

Special applications

Coldstore version	○	○	○	○	○	○	○	○	○
EEx version (ATEX)	○	○	○	○	○	○	○	○	○
Reel/drum handling	○	○	○	○	○	○	○	○	○
Silent version	○	○	○	○	○	○	○	○	○
Weighing scale	○	○	○	○	○	○	○	○	○

Handling with care – just Click-2-Creep!

Finite positioning is easy with these BT Levio W-series trucks. The unique click-2-creep feature means that by simply double-clicking the control lever the truck is set to creep speed, allowing safe control in tight situations.

Totalview concept

The optimised length of the control arm combined with the low overall height of the truck means you always get a clear and safe view of the forks.

Li-ion battery technology

The latest maintenance-free Li-ion battery technology is available on all models, with 30% less energy consumption, giving exceptional battery life and the option for fast-charge at any time revolutionising battery management and eliminating the need for battery change in multi-shift applications.

TPS-based reliability

Like all Toyota trucks, BT Levio trucks are built according to the Toyota Production System, assuring the highest levels of quality, durability and reliability.

Smart Trucks

Like most Toyota warehouse trucks this range/series has integrated telematics, which means that it is always online, for efficient communication and access to diagnostic data. This enables you to take full control of your operations, managing utilisation, battery maintenance and impacts via the Toyota I_Site app.



TOYOTA BT LEVIO

P-SERIES


The BT Levio P-series range has a compact design but offers capacities up to 2500 kg. The result is an extremely manoeuvrable range of machines with the smallest turning radius in their class combined with the highest maximum speed, at up to 12.5 km/h, for outstanding productivity. An entry level LPE200B is available with limited specification.

SPECIFICATIONS

Load capacity: 2.0, 2.2, 2.5 t @ 600 mm load centre

Maximum travel speed: 12.5 km/h

Maximum battery capacity: 600 Ah

Smart truck equipped with telematics hardware: 

Options available: | **Site**





The height of the steering arm can be adjusted at the touch of a button



A clear view of the forks from the driving position



One-touch action to adjust the height of the tiller arm



Fixed platform and backrest

● standard ○ option

Truck features

	Safety	Durability	Productivity	Driveability	BT Levio LPE200	BT Levio LPE220	BT Levio LPE250
Automatic parking brake	●			●	●	●	●
Bogie fork wheels			●		○	○	○
Climber skids					○	○	○
Electronic regenerative brakes (motor)	●			●	●	●	●
Fixed AC motor		●		●	●	●	●
Fork length dependent steering (OTP)	●			●	●	●	●
Load support	●				○	○	○
Powertrak traction system	●			●	●	●	●
Reduced speed when cornering (OTP)	●			●	●	●	●
Shock sensor	●				○	○	○
Spring-loaded drive wheel	●			●	●	●	●
Twin castor wheels					○	○	○
Xenoy exterior covers		●			●	●	●

Controls and instruments

180°+ steering				●	●	●	●
Access Control (PIN codes)	●			●	●	●	●
Click-2-Creep			●	●	●	●	●
Driver direction dependent steering (OTP)	●			●	●	●	●
E-bar			●		○	○	○
Emergency collision button	●				●	●	●
Hour meter					●	●	●
On-board data terminal mount			●	●	○	○	○
Power/Electronic steering	●	●			○	○	○
Temporary speed reduction ('turtle' button)	●	●			○	○	○
Tiller arm steering	●			●	●	●	●
Smart Access (electronic card/fob)	●				●	●	●
Soft pedestrian drive characteristics (OTP)	●		●	●	●	●	●

Operator features

Adjustable tiller arm height	●		●		○	○	○
Configuration dependent tiller arm length			●	●	●	●	●
Driver-adapted programmable performance				●	●	●	●
Driver detection system					●	●	●
Fixed sideguards	●		●		○	○	○
Flip-down driver platform			●	●	●	●	●
Folding sideguards	●			●	●	●	●

● standard ○ option

Operator features

Foot safety photocell					○	○	○
One-touch safety gates	●			●	●	●	●
Rear backrest/guard	●				○	○	○
Shrinkwrap holder					●	●	●
Storage compartments			●	●	●	●	●
Writing table					○	○	○

Maintenance features

Easy access for maintenance		●	●		●	●	●
Fault diagnosis facility		●	●		●	●	●
Historic fault log		●			●	●	●

Battery management features

Battery status indicator		●	●		●	●	●
Built-in charger			●	○			
Lithium-ion batteries			●		○	○	○
Quick battery locking	●	●			○	○	○
Sideways battery change			●		○	○	○

Special applications

Coldstore platform/driver unit	●	●		○	○	○	○
Corrosive environment version		●			○		
EEx version (ATEX)	●				○	○	○

Unique, adapted driver experience

The standard truck has a folding driver platform with 'one-touch' foldable gates. Fixed platform and fixed rear or side guards are options. The height of the steering arm is fully adjustable at the touch of a button, and its length is adapted to suit the application. Optimised Truck Performance adjusts speed when cornering and according to load length, direction of travel, and if pedestrian-operated. Effortless electronic steering is an option.

Totalview concept

The BT Levio P-series range fully complies with ISO 13564-1:2012 to ensure a clear view of the forks from the driving position.

Li-ion battery technology

The latest maintenance-free Li-ion battery technology is available on BT Levio P-series models, with 30% less energy consumption, giving exceptional battery life and the option for fast-charge at any time revolutionising battery management and eliminating the need for battery change in multi-shift applications.

Quiet operation

The BT Levio P-series has a very low noise level, and is the quietest truck in its class.

TPS-based reliability

Like all Toyota trucks, BT Levio P-series trucks are built according to the Toyota Production System, assuring the highest levels of quality, durability and reliability.

Smart Trucks

Like most Toyota warehouse trucks this range/series has integrated telematics, which means that it is always online, for efficient communication and access to diagnostic data. This enables you to take full control of your operations, managing utilisation, battery maintenance and impacts via the Toyota I_Site app.



TOYOTA BT LEVIO

S-SERIES

BT Levio S-series models are small and manoeuvrable. A fully enclosed stand-in cab gives maximum driver protection, whilst retaining a compact overall size to allow maximum manoeuvrability in congested and busy areas.

SPECIFICATIONS

Load capacity: 2.0 t @ 600 mm load centre

Maximum travel speed: 10.5km/h

Maximum battery capacity: 620 Ah

Options available: | **Site**



Easy driving with small electronic steering wheel



The driver is fully protected within the cab

● standard ° option

Truck features

	Safety	Durability	Productivity	Driveability	BT Levio LSE200
Automatic parking brake	●				●
Bogie fork wheels			●		●
Electronic braking system	●	●			●
Electronic regenerative brakes (motor)	●		●		●
Electronic speed control	●		●		●

Controls and instruments

Automatic deceleration	●		●	●	●
Electronic fingertip controls	●		●	●	●
Emergency cut-off	●				●
Hour meter					●
Power/Electronic steering	●		●	●	●

Operator features

Adjustable backrest	●		●	●	●
Driver detection system					●
Low step-in	●			●	●
Storage compartments			●		●
Writing table			●	●	°

Maintenance features

Easy access for maintenance		●	●		●
-----------------------------	--	---	---	--	---

Battery management features

Battery status indicator		●	●		●
Sideways battery change			●		°

Special applications

EEx version (ATEX)	●				°
--------------------	---	--	--	--	---

Transverse driving position for longer distance travel

The driver stands transversely in the cab, which allows easy driving in either travel direction, making this truck ideal for operations where the truck is continuously travelling backwards and forwards. An optional 45° driving position is also available as an option.

TPS-based reliability

Like all Toyota trucks, BT Levio S-series trucks are built according to the Toyota Production System, assuring the highest levels of quality, durability and reliability.



TOYOTA BT LEVIO

R-SERIES

Designed and built for high-speed transportation of multiple loads, and with load capacities of up to 3000 kg and travel speeds up to 19.9 km/h the BT Levio R-series provides effective longer distance transportation. Long fork options mean that multiple loads can be carried, creating a highly efficient and productive solution.

SPECIFICATIONS

Load capacity: 2.0, 3.0 t @ 600 mm load centre

Maximum travel speed: 19.9km/h

Maximum battery capacity: 840 Ah

Options available: | **Site**



The cab and controls are fully adjustable to suit the driver



Optional E-bar for ancillary equipment

● standard ○ option

Truck features

	Safety	Durability	Productivity	Driveability	BT Levio LRE200	BT Levio LRE300	BT Levio LRE300T
Automatic parking brake	●				●	●	●
Bogie fork wheels					●	●	●
Clear-view overhead guard	●				○		
Electronic braking system	●	●			●	●	●
High performance models						●	●
Load support	●				○		
Twin drive tyres		●					●

Controls and instruments

360° progressive steering	●				●	●	
Automatic deceleration	●				●	●	●
E-bar					○	○	○
Emergency cut-off	●				●	●	●
Hour meter					●	●	●
Pedals as in a car	●				●	●	●
Power/Electronic steering	●				●	●	●
On-board data terminal mount					○	○	○
Steering direction indicator	●				●	●	

Operator features

Adjustable seat	●				●	●	●
Adjustable steering wheel	●				●	●	●
Driver detection system	●				●	●	●
Writing table					○	○	○

Maintenance features

Easy access for maintenance	●	●			●	●	●
Historic fault log		●			●	●	●

Battery management features

Battery status indicator	●				●		
Sideways battery change					○		

Special applications

Coldstore version		○			○		
EEx version (ATEX)	●				○	○	○

High-level cushioned driving position

High-speed travel demands a safe driving position and a clear view. The cab on BT Levio R-series trucks is elevated to ensure full all-round visibility, and any floor vibrations caused by high-speed travel are eliminated due to the spring-loaded cab.

Fully adjustable cab and controls

Operations of this type usually involve long periods of driving, so the seat and controls within the cab are fully adjustable to suit the driver.

TPS-based reliability

Like all Toyota trucks, BT Levio P-series trucks are built according to the Toyota Production System, assuring the highest levels of quality, durability and reliability.

Toyota Material Handling in Europe



New & used trucks



Service Support



Short-term Hire

02890812864

www.carryduff.co.uk

